

# Exposure Ed App

*Quick Start Guide*

**VA**



**U.S. Department of Veterans Affairs**  
Veterans Health Administration  
*Office of Connected Care*

**August 2016**



## Overview


---

The Exposure Ed mobile application (app) provides information on military-related exposures to Department of Veterans Affairs (VA) and non-VA health care providers. Veterans may have been exposed to a range of chemical, physical and environmental hazards during service, which could affect their health. The Exposure Ed App is designed to help providers learn about exposures and talk with their patients about exposure-related concerns, including the potential impact of these exposures on health. With this app, you can find details about exposures, tips for communicating risk to your patients, information on exposure-related programs and benefits offered by VA, and ways to help Veterans determine eligibility to participate in VA services.

Although the Exposure Ed App is meant to provide you with comprehensive and targeted information about the specific health care needs of Veterans, the information it contains is not a substitute for clinical judgment.

## Features in the Exposure Ed App

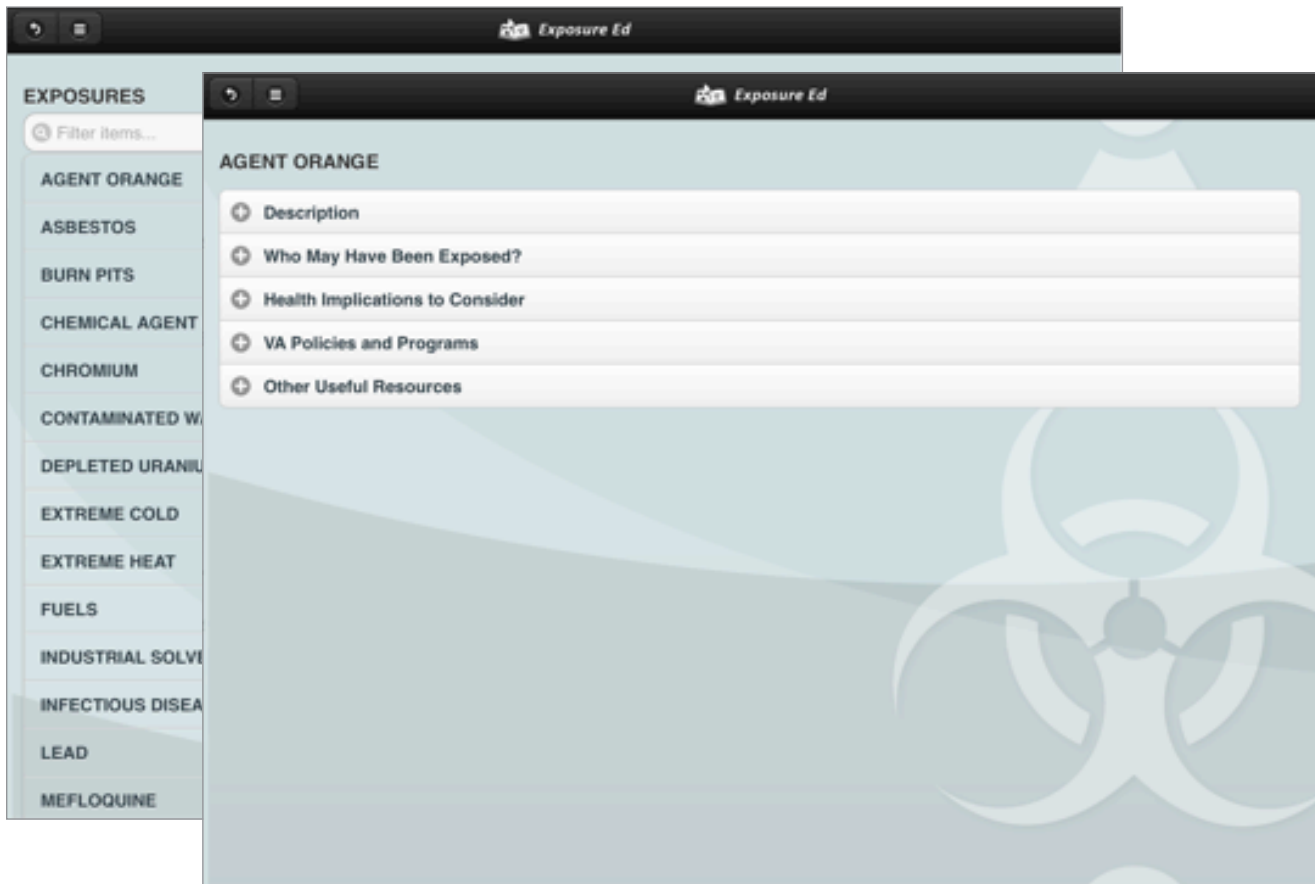
The app's primary function is to provide you with information about exposures. On the Home screen, you will see the options to learn about exposures by searching by exposure name, the date and location of your patient's service or conflict. Other features in the app include, the ability to save information in a note and send it to your patient, search for a VA facility, reference tips for talking to your patients about exposures and link to bookmarked resources.



2

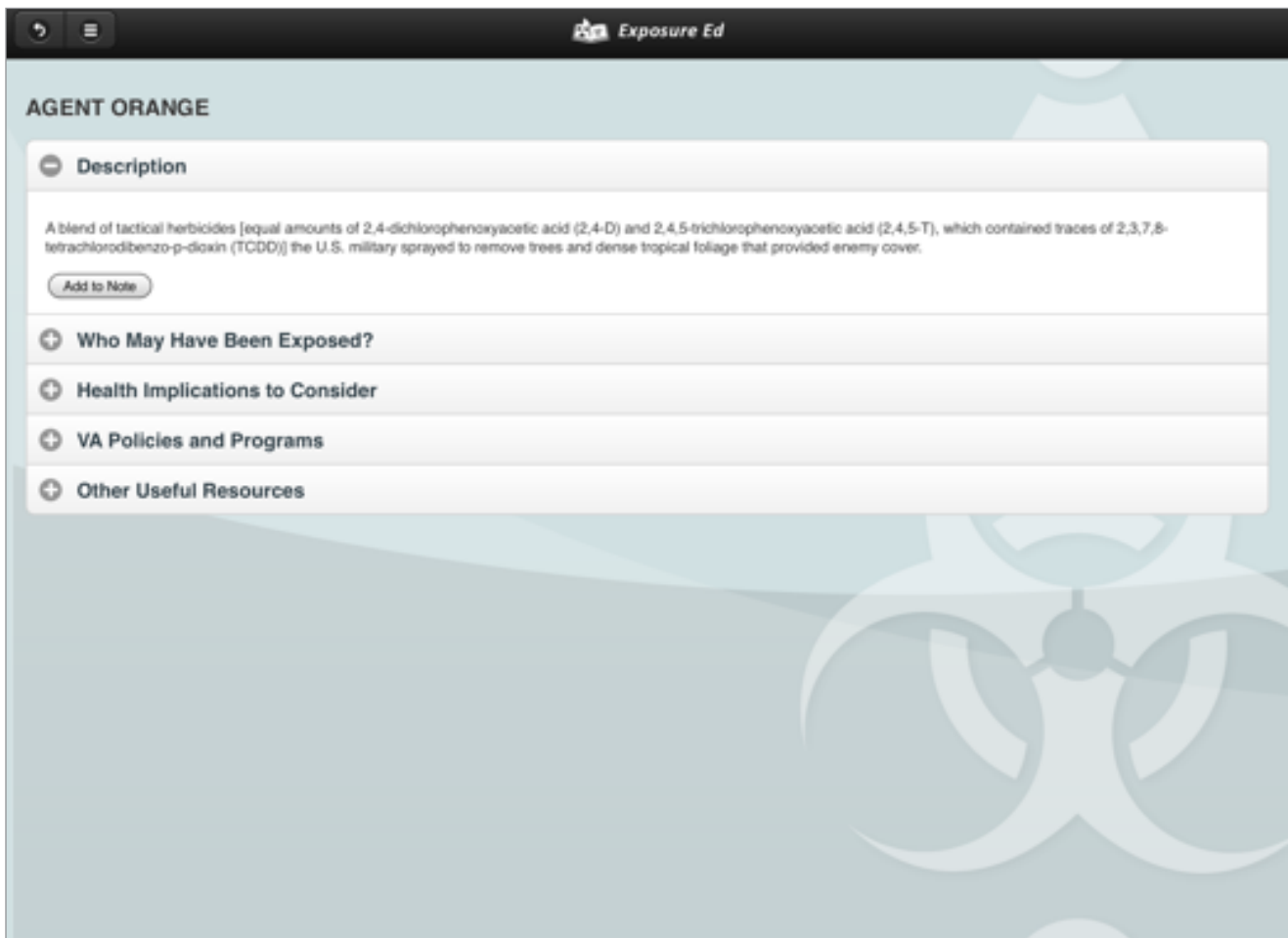
## Learning About Exposures

Outlined on the Home screen are three ways to search for exposures you would like to learn more about: by exposure name, by date and location of your patient’s service or by conflicts commonly associated with the exposure. Tap on the corresponding icon based on the way you would like to search. Once you have identified an exposure, tap on the name to learn more. For most exposures, you will see a description of the exposure, who may have been exposed, health implications to consider, VA policies and programs and other useful resources.



## Using the Notes Feature

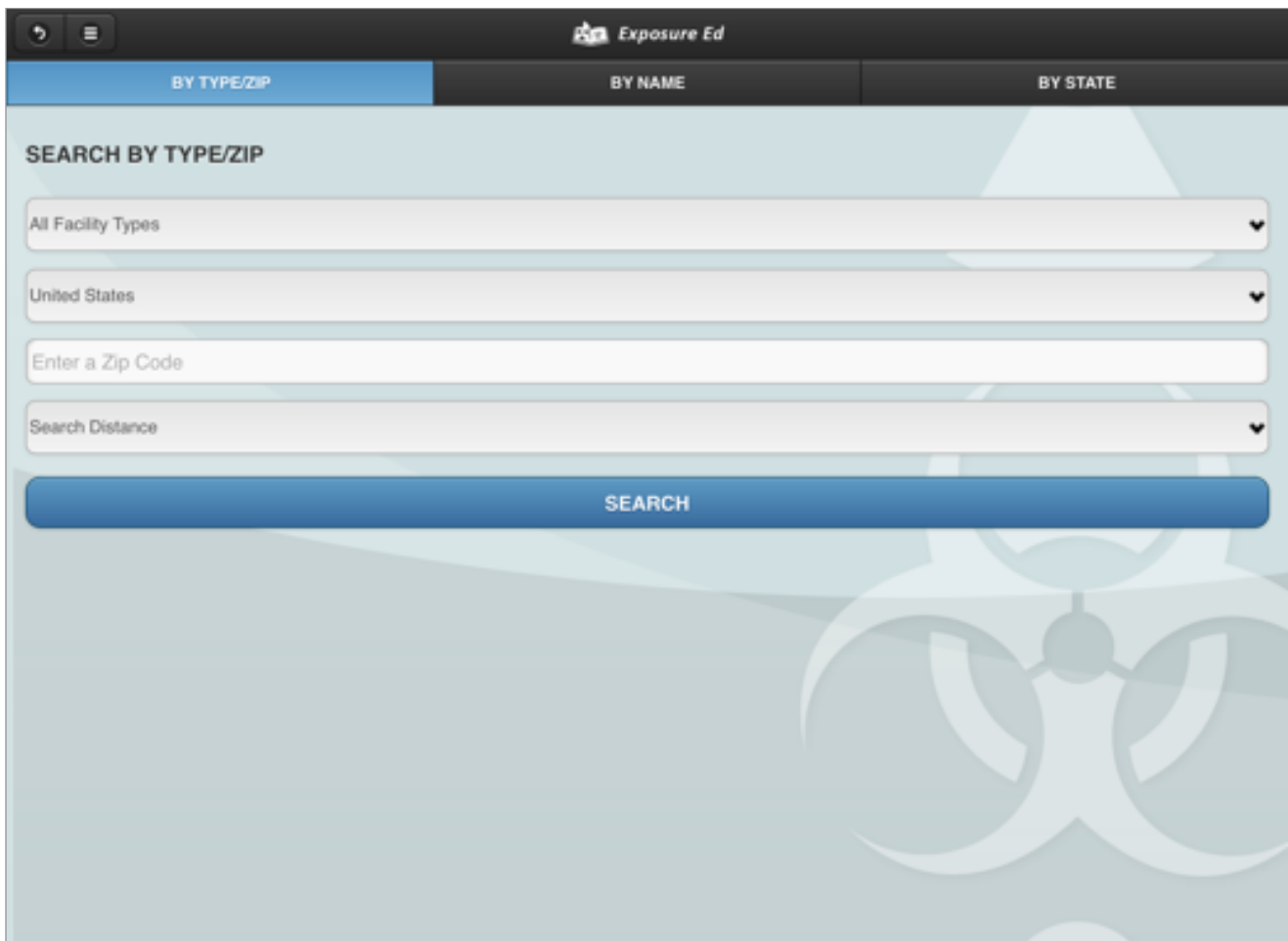
By adding exposure information to a note, you can share the note with your patient and provide him or her with educational references and helpful resources. In each exposure's details, you will have the option to tag the information in a patient's note. Tap the **Add to Note** button, and a new note will automatically be created. You can go to your notes by tapping the Menu button with a three-line icon and tapping **Notes** from the slide-out Menu that appears. You will see a list of open and finalized notes. Depending on the status of the note, you can finalize, print preview, print, email, close or delete your notes.



## 4

## Locating a VA Facility

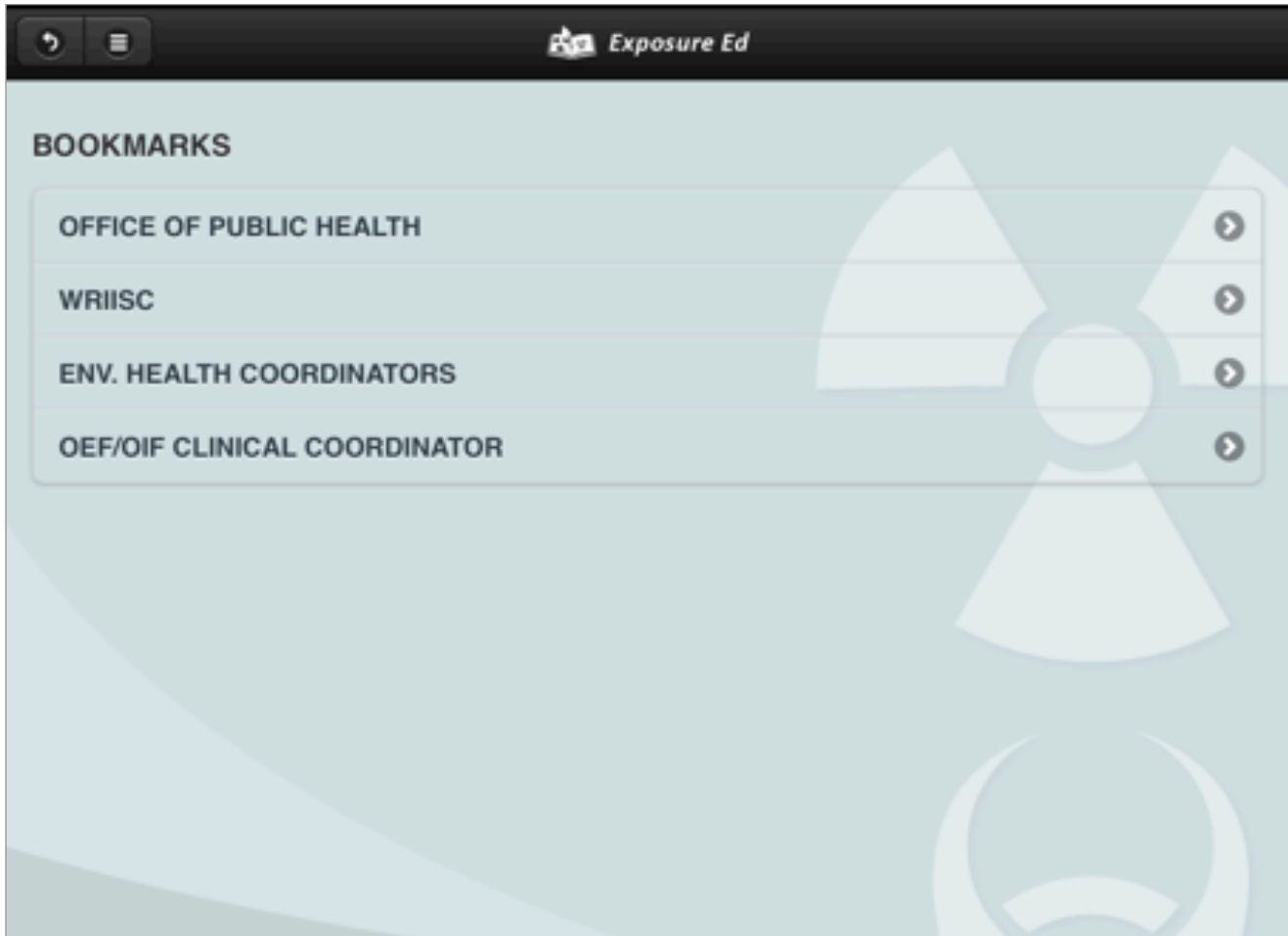
With the VA Locator, you can help your patients find options for care closest to them by looking up a VA facility that suits their needs. You may search within the locations for Veterans Health Administration (VHA), Veterans Benefits Administration (VBA) and National Cemetery Administration (NCA). To search for a VA facility, tap the **Menu** button, and tap **VA Locator** from the slide-out menu that appears. Tap the **Search** button with the magnifying glass icon in the upper-right of the screen. You can search by type of facility and its zip code, by the name of the facility or by state. After you have selected a facility, you will have the option for getting directions to the location, visiting the facility's website and emailing the details to your patient.



The screenshot shows the 'Exposure Ed' app interface for the VA Locator. At the top, there are navigation icons and the app name. Below this is a tabbed interface with three options: 'BY TYPE/ZIP' (selected), 'BY NAME', and 'BY STATE'. The 'SEARCH BY TYPE/ZIP' section contains four input fields: a dropdown menu for 'All Facility Types', a dropdown menu for 'United States', a text input field for 'Enter a Zip Code', and a dropdown menu for 'Search Distance'. A large blue 'SEARCH' button is positioned below these fields. The background features a faint graphic of a person wearing glasses.

## Referencing Tips for Providers

Provider Tips help you learn what to ask your Veteran patients about exposures, create a care plan for them, reference tips for communicating with your patients and access other useful resources. Tap the **Menu** button with a three-line icon, and tap **Provider Tips** from the slide-out menu that appears. You will see a list of tips, including questions to ask your patient, an overview for creating a care plan, tips for communicating risk and links to useful resources. Tap the **+** icon next to the information you would like to view.



## Using the Bookmarks Feature

VA has bookmarked helpful resources for you to learn more about environmental exposures and programs for Veterans. To access the bookmarks, tap the **Menu** button with a three-line icon, and tap **Bookmarks** from the slide-out menu that appears. You will be taken to a list of saved bookmarks. Tap the bookmark you would like to visit. The website of the bookmark you select will appear. To return to the Bookmarks screen, tap **Done** at the bottom of the screen. **NOTE:** You will not be able to add your own bookmarks.

# Help and Additional Information

## Additional training materials for the Exposure Ed App:

More resources, such as a User Manual, Slideshow and FAQs, can be found on [mobile.va.gov/appstore](http://mobile.va.gov/appstore), and search for the app to access the resources.

## Help Desk Information:

If you need assistance with the Exposure Ed App, dial **1-844-482-6624** to speak with a VA representative. The Help Desk is open weekdays from 7 a.m. to 7 p.m. CT. For TTY assistance, dial 711.

## Emergencies

If you feel that your information may have been compromised, contact your local VA facility to obtain the contact information for your Privacy Officer. To locate your local VA facility, visit VA's Facility Locator: <http://www.va.gov/directory/guide/home.asp?isflash=1>. Note that you should never use this app in an emergency situation. If you encounter an emergency, call your local medical center or dial 911.