



Instructions for Testing the Apps

The Department of Veterans Affairs (VA) has launched a number of mobile applications (apps) to help Veterans live healthier lives. These apps expand care beyond the traditional office visit by offering easy access to medical information and increased communication between patients and VA care teams, empowering Veterans to be active participants in their own care.

The VA Beta App Store was developed as a way for Veterans and health care professionals to test the usability of VA-developed apps and provide feedback prior to national release. This document provides instructions for how to test the apps through the VA Beta App Store. For more information about currently available apps, please visit the VA App Store at mobile.va.gov/appstore.

Step 1 – Sign up to Test the Apps

1. Visit <https://mobile.va.gov/appstore/beta-apps-tester>
2. Follow the instructions on this page to fill out the Beta Tester Submission Form. Currently you must be a VA employee with a va.gov email address to be eligible. The Beta App Store will be expanded to include non-VA employed Veterans in the future.

Beta App Tester Submission Form

Basic Information

First Name *

Last Name *

VA Email Address *

Must enter a va.gov email address

Are you a...? *

(Check all that apply)

- VA Employee
- VA Employed Veteran
- VA Employed Health Care Professional
- None of the Above

Device Information

What devices do you own? *

- Apple Mobile Device (e.g., iPad, iPhone, etc.)
- Android Mobile Device (e.g., tablet, phone, etc.)
- Windows Mobile Device (e.g., tablet, phone, etc.)
- Computer with a Web Browser
- Basic Cell Phone (Not a Smartphone)

3. Tap the blue **Submit** button at the bottom of the page once all of your information is entered.
4. Once submitted, you will see a “Thank you for your submission!” message. You are now signed up to be a Beta App Tester and will receive an email at the email address you provided once an app is available for testing.

Thank you for your submission!

An email will be sent to the email address you provided with more details and instructions for testing the apps. We appreciate your support in making the best apps possible for our Veterans and health care professionals!

[Explore Available Apps](#)

Step 2 – Receive Notification Email to Test an App

1. When an app is available for testing, you will receive an automatic email at the email address you provided in the submission form with information on the app and a hyperlinked blue button to click on to test it. You will receive a separate email for each app available for testing.



Ask a Pharmacist now available for testing

Thank you for your interest in VA apps! We are reaching out to you as you expressed interest in testing VA apps and are signed-up to be a beta tester. The Ask a Pharmacist App is now available for testing. Ask a Pharmacist enables you to access information about VA pharmacies and medications easily – with the comfort of knowing the information is valid and from trusted sources.

Features include:

- Find out what services My HealtheVet Pharmacy offers
- Learn how to read prescription labels and identify pills by sight
- Read information from VA trusted medication resources
- Find out how VA Pharmacies operate and locate a nearby facility

Details for testing the app can be found at the link below:

[Test the App](#)

Please note that testing versions may be unstable or have a few bugs, and they should not be used for health care treatment.

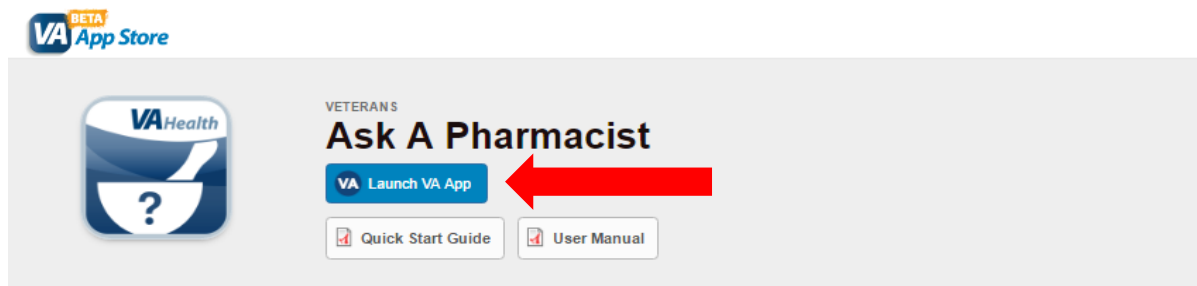
We appreciate your help and look forward to your feedback



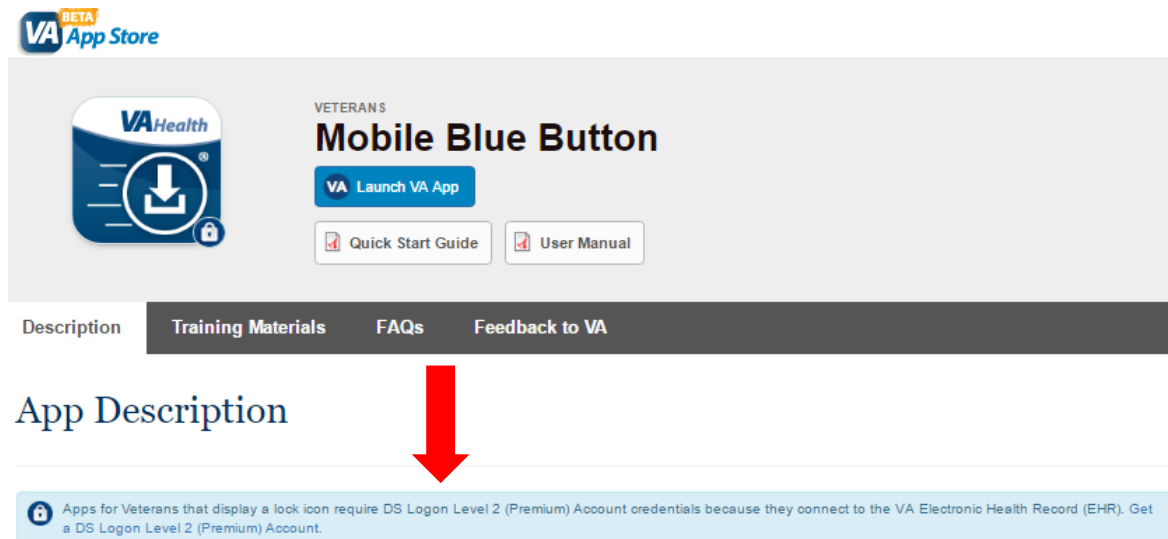
2. Tap the blue **Test the App** button in the email to go to the app’s page.

Step 3 – Launch the App

1. After tapping on **Test the App** in your notification email, you will be taken to the app's web page. The app page includes a description of the app and features, as well as training materials which can be found at the top of the page under the app's name. Training materials include a Quick Start Guide and a User Manual with instructions on how to use that particular app.
2. When you are ready to test the app, tap the blue **Launch VA App** button at the top of the page under the app's name (noted with a red arrow below).



Note: VA apps are built to work on any mobile device in the following browsers: Internet Explorer 10 and higher; Safari 7 and higher; Firefox 24 and higher; and Chrome 30 and higher. There is no download required. Apps that connect to VA's Electronic Health Record (EHR) will require a DS Logon, which will be noted in your initial notification email and in a blue box under the App Description on the app page.

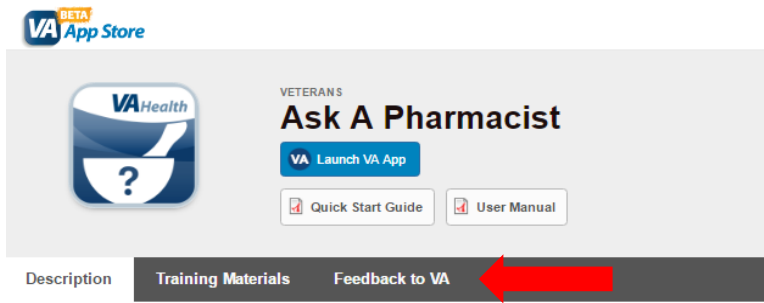


Step 4 – Test the App

1. After tapping **Launch VA App** the app will now appear on your screen. As noted above, VA apps are HTML apps built to work on any mobile device and will look similar to a webpage.
2. Explore the app and click around to find more information. Use the app as you normally would, making note of any issues, changes you would like to see made and your overall experience using the app.
3. You may receive an email at your email address reminding you to test the app and provide feedback if you have not submitted feedback within a week of receiving the initial notification email.

Step 5 – Provide Feedback to VA

1. After testing the app, return to the app page. You can return to the app page at any time by tapping the **Test the App** button found in your initial notification email.
2. On the app page, tap **Feedback to VA** (noted with a red arrow below).



3. Fill out the feedback form with details about your experience using the app.
4. Tap the blue **Submit** button at the bottom of the form when finished.

Beta App Feedback Form

VA needs your feedback on this app. Any information you enter here is anonymous and is collected for analysis and improvement of VA apps. This feedback section is not a venue for communication of an urgent medical nature or to obtain immediate technical support.

Required field *

	Strongly Disagree	Disagree	Neutral	Agree	Strongly Agree
I was able to easily access the app. *	<input type="radio"/>	<input type="radio"/>	<input type="radio"/>	<input type="radio"/>	<input type="radio"/>
I thought the app had an easy-to-use layout and design. *	<input type="radio"/>	<input type="radio"/>	<input type="radio"/>	<input type="radio"/>	<input type="radio"/>
I was able to navigate through the app easily. *	<input type="radio"/>	<input type="radio"/>	<input type="radio"/>	<input type="radio"/>	<input type="radio"/>
While I was using it, the app was stable. *	<input type="radio"/>	<input type="radio"/>	<input type="radio"/>	<input type="radio"/>	<input type="radio"/>
I would recommend this app to others who might use it. *	<input type="radio"/>	<input type="radio"/>	<input type="radio"/>	<input type="radio"/>	<input type="radio"/>
Overall, I was satisfied with this app. *	<input type="radio"/>	<input type="radio"/>	<input type="radio"/>	<input type="radio"/>	<input type="radio"/>

What do you like about this app? *

What problems or challenges did you experience with the app, if any? *

If no problems encountered, put "None."

What recommendations do you suggest to improve this app? *

Please use the space below to provide any additional comments and/or feedback about the app.

Submit



5. You will then receive a confirmation email thanking you for submitting feedback.



**Thank you for your feedback on
Ask a Pharmacist**

Your feedback on Ask a Pharmacist has been received. Thank you for your thoughts and feedback on your experience. Your feedback is truly invaluable as we refine apps for release.

We appreciate your time and support in making the best apps possible for our Veterans and health care professionals. Stay tuned to mobile.va.gov/appstore to follow the release of this app and more!



If you have any questions about the VA Beta App Store, please contact the VHA10P8 Communications team at vha10p8communications@va.gov.

VA



U.S. Department of Veterans Affairs

Veterans Health Administration
Office of Connected Care